

Watcombe Primary School Parents: Working together to rebuild our lives

Our School and our Mental Health Support Team.

| 1. What year group will you start in September 2021 | | | | | | |
|---|----------------|--|-----------------|------------------|--------------------------|----|
| | | | | Response Percent | Response Total | |
| 1 | year reception | <div style="width: 8.82%; height: 10px; background-color: red;"></div> | | 8.82% | 3 | |
| 2 | year 1 | <div style="width: 11.76%; height: 10px; background-color: yellow;"></div> | | 11.76% | 4 | |
| 3 | year 2 | <div style="width: 20.59%; height: 10px; background-color: blue;"></div> | | 20.59% | 7 | |
| 4 | year 3 | <div style="width: 26.47%; height: 10px; background-color: green;"></div> | | 26.47% | 9 | |
| 5 | year 4 | <div style="width: 2.94%; height: 10px; background-color: orange;"></div> | | 2.94% | 1 | |
| 6 | year 5 | <div style="width: 14.71%; height: 10px; background-color: purple;"></div> | | 14.71% | 5 | |
| 7 | year 6 | <div style="width: 14.71%; height: 10px; background-color: pink;"></div> | | 14.71% | 5 | |
| Analysis | Mean: | 4.06 | Std. Deviation: | 1.85 | Satisfaction Rate: 50.98 | |
| | Variance: | 3.41 | Std. Error: | 0.32 | | |
| | | | | | answered | 34 |
| | | | | | skipped | 0 |

| 2. Practical Information. We would like to hear from you what practical information you need for you to feel confident and comfortable with your child returning to classroom learning, currently estimated to be in the Autumn term for most. Please rate below the importance to you of receiving this information: | | | | |
|---|------------------------------|--------------------------|-------------------------------------|----------------|
| | Not important for me to know | Important for me to know | Incredibly important for me to know | Response Total |
| What will the number of children be in each class? | 26.5% (9) | 64.7% (22) | 8.8% (3) | 34 |
| How will Break times be organised? | 23.5% (8) | 67.6% (23) | 8.8% (3) | 34 |
| How will Lunch times be organised? | 26.5% (9) | 61.8% (21) | 11.8% (4) | 34 |
| How will children's arrival at school be organised? | 14.7% (5) | 61.8% (21) | 23.5% (8) | 34 |
| How will children's leaving school be organised? | 14.7% (5) | 61.8% (21) | 23.5% (8) | 34 |
| How will social distancing be enforced? | 11.8% (4) | 58.8% (20) | 29.4% (10) | 34 |
| How will hygiene (20 second hand washing) be accommodated? | 12.1% (4) | 57.6% (19) | 30.3% (10) | 33 |
| How will return affect children living with their own/family shielding boundaries? | 38.2% (13) | 47.1% (16) | 14.7% (5) | 34 |
| Will staff be wearing PPE? | 29.4% (10) | 55.9% (19) | 14.7% (5) | 34 |

2. Practical Information.We would like to hear from you what practical information you need for you to feel confident and comfortable with your child returning to classroom learning, currently estimated to be in the Autumn term for most.Please rate below the importance to you of receiving this information:

| | | Not important for me to know | Important for me to know | Incredibly important for me to know | Response Total |
|---------------------------------|--------------------------------------|--|--------------------------|-------------------------------------|----------------|
| Will children need to wear PPE? | | 26.5% (9) | 55.9% (19) | 17.6% (6) | 34 |
| | | | | answered | 34 |
| | | | | skipped | 0 |
| Any other areas of concern: (8) | | | | | |
| 1 | 30/06/2020 09:17 AM ID: 144038897 | I have no areas of concern and feel that the children are only feeling heightened levels of anxiety due to the adults and those around them. My daughter is fine and suffers with no form of mental health and in fact doesn't even know what mental health is and I want it kept that way. The schools needs to reopen and other than extra hand hygiene, needs to be a normal environment for the children without the drama that is going on around them at present. It is their safe haven and only place of safety for some children. | | | |
| 2 | 30/06/2020 10:06 AM ID: 144043138 | I think as much information as possible should be given to parents surrounding the school environment for September onwards. | | | |
| 3 | 30/06/2020 11:11 AM ID: 144050583 | Ours areas of concern are that we don't want any 'social distancing', which will be extremely traumatic and psychologically damaging to children. Likewise if they have to wear PPE. The constant handwashing will cause to lower their natural immunity to viruses and cause detrimental skin conditions and rashes. | | | |
| 4 | 30/06/2020 15:03 PM ID: 144072773 | Will after school/ breakfast clubs be running? | | | |
| 5 | 30/06/2020 20:38 PM ID: 144095682 | Staff should not wear Ppe it's not easy for children to understand anyone talking with masks on and frightening | | | |
| 6 | 02/07/2020 09:07 AM ID: 144181266 | I think it would be helpful if parents are made aware if any student or staff member has been diagnosed with covid. | | | |
| 7 | 02/07/2020 09:24 AM ID: 144182924 | Children who have not been in the school environment for many months will no doubt be feeling nervous and anxious. These feelings need to be taken into great consideration so they don't feel forced into a situation they may not feel comfortable with. As a parent, I feel very anxious about the return. | | | |
| 8 | 05/07/2020 11:44 AM ID: 144396618 | The school have been so good at their organising thus far that I am sure they will have it all sorted as it needs to be and I will support them fully | | | |

Matrix Charts

| 2.1. What will the number of children be in each class? | | | | | | Response Percent | Response Total |
|---|-------------------------------------|------|-----------------|------|--------------------|------------------|----------------|
| 1 | Not important for me to know | | | | | 26.5% | 9 |
| 2 | Important for me to know | | | | | 64.7% | 22 |
| 3 | Incredibly important for me to know | | | | | 8.8% | 3 |
| Analysis | Mean: | 1.82 | Std. Deviation: | 0.57 | Satisfaction Rate: | 41.18 | answered |
| | Variance: | 0.32 | Std. Error: | 0.1 | | | |
| | | | | | | | 34 |

| 2.2. How will Break times be organised? | | | | | | Response Percent | Response Total | |
|---|-------------------------------------|------|-----------------|------|--------------------|------------------|----------------|----|
| 1 | Not important for me to know | | | | | 23.5% | 8 | |
| 2 | Important for me to know | | | | | 67.6% | 23 | |
| 3 | Incredibly important for me to know | | | | | 8.8% | 3 | |
| Analysis | Mean: | 1.85 | Std. Deviation: | 0.55 | Satisfaction Rate: | 42.65 | answered | 34 |
| | Variance: | 0.3 | Std. Error: | 0.09 | | | | |




| 2.3. How will Lunch times be organised? | | | | | | Response Percent | Response Total | |
|---|-------------------------------------|------|-----------------|-----|--------------------|------------------|----------------|----|
| 1 | Not important for me to know | | | | | 26.5% | 9 | |
| 2 | Important for me to know | | | | | 61.8% | 21 | |
| 3 | Incredibly important for me to know | | | | | 11.8% | 4 | |
| Analysis | Mean: | 1.85 | Std. Deviation: | 0.6 | Satisfaction Rate: | 42.65 | answered | 34 |
| | Variance: | 0.36 | Std. Error: | 0.1 | | | | |




| 2.4. How will children's arrival at school be organised? | | | | | | Response Percent | Response Total | |
|--|-------------------------------------|------|-----------------|------|--------------------|------------------|----------------|----|
| 1 | Not important for me to know | | | | | 14.7% | 5 | |
| 2 | Important for me to know | | | | | 61.8% | 21 | |
| 3 | Incredibly important for me to know | | | | | 23.5% | 8 | |
| Analysis | Mean: | 2.09 | Std. Deviation: | 0.61 | Satisfaction Rate: | 54.41 | answered | 34 |
| | Variance: | 0.37 | Std. Error: | 0.1 | | | | |




| 2.5. How will children's leaving school be organised? | | | | | | Response Percent | Response Total | |
|---|-------------------------------------|------|-----------------|------|--------------------|------------------|----------------|----|
| 1 | Not important for me to know | | | | | 14.7% | 5 | |
| 2 | Important for me to know | | | | | 61.8% | 21 | |
| 3 | Incredibly important for me to know | | | | | 23.5% | 8 | |
| Analysis | Mean: | 2.09 | Std. Deviation: | 0.61 | Satisfaction Rate: | 54.41 | answered | 34 |
| | Variance: | 0.37 | Std. Error: | 0.1 | | | | |




| 2.6. How will social distancing be enforced? | | | | | | Response Percent | Response Total |
|--|-------------------------------------|--|--|--|--|------------------|----------------|
| 1 | Not important for me to know | | | | | 11.8% | 4 |
| 2 | Important for me to know | | | | | 58.8% | 20 |
| 3 | Incredibly important for me to know | | | | | 29.4% | 10 |

| 2.6. How will social distancing be enforced? | | | | | | Response Percent | Response Total | |
|--|-----------|------|-----------------|------|--------------------|------------------|----------------|----|
| Analysis | Mean: | 2.18 | Std. Deviation: | 0.62 | Satisfaction Rate: | 58.82 | answered | 34 |
| | Variance: | 0.38 | Std. Error: | 0.11 | | | | |

| 2.7. How will hygiene (20 second hand washing) be accommodated? | | | | | | Response Percent | Response Total | |
|---|-------------------------------------|---|-----------------|------|--------------------|------------------|----------------|----|
| 1 | Not important for me to know |  | | | | 12.1% | 4 | |
| 2 | Important for me to know |  | | | | 57.6% | 19 | |
| 3 | Incredibly important for me to know |  | | | | 30.3% | 10 | |
| Analysis | Mean: | 2.18 | Std. Deviation: | 0.63 | Satisfaction Rate: | 59.09 | answered | 33 |
| | Variance: | 0.39 | Std. Error: | 0.11 | | | | |

| 2.8. How will return affect children living with their own/family shielding boundaries? | | | | | | Response Percent | Response Total | |
|---|-------------------------------------|---|-----------------|------|--------------------|------------------|----------------|----|
| 1 | Not important for me to know |  | | | | 38.2% | 13 | |
| 2 | Important for me to know |  | | | | 47.1% | 16 | |
| 3 | Incredibly important for me to know |  | | | | 14.7% | 5 | |
| Analysis | Mean: | 1.76 | Std. Deviation: | 0.69 | Satisfaction Rate: | 38.24 | answered | 34 |
| | Variance: | 0.47 | Std. Error: | 0.12 | | | | |

| 2.9. Will staff be wearing PPE? | | | | | | Response Percent | Response Total | |
|---------------------------------|-------------------------------------|---|-----------------|------|--------------------|------------------|----------------|----|
| 1 | Not important for me to know |  | | | | 29.4% | 10 | |
| 2 | Important for me to know |  | | | | 55.9% | 19 | |
| 3 | Incredibly important for me to know |  | | | | 14.7% | 5 | |
| Analysis | Mean: | 1.85 | Std. Deviation: | 0.65 | Satisfaction Rate: | 42.65 | answered | 34 |
| | Variance: | 0.42 | Std. Error: | 0.11 | | | | |

| 2.10. Will children need to wear PPE? | | | | | | Response Percent | Response Total | |
|---------------------------------------|-------------------------------------|---|-----------------|------|--------------------|------------------|----------------|----|
| 1 | Not important for me to know |  | | | | 26.5% | 9 | |
| 2 | Important for me to know |  | | | | 55.9% | 19 | |
| 3 | Incredibly important for me to know |  | | | | 17.6% | 6 | |
| Analysis | Mean: | 1.91 | Std. Deviation: | 0.66 | Satisfaction Rate: | 45.59 | answered | 34 |
| | Variance: | 0.43 | Std. Error: | 0.11 | | | | |

3. Learning information:Some children have thrived learning from home and some children have found this too difficult.This question aims to gather any concerns you have.

| | No concern for me | A little concern for me | A significant concern for me | I request this is an option explored | Response Total |
|---|-------------------|-------------------------|------------------------------|--------------------------------------|----------------|
| How will children catch up on their learning gaps? | 8.8% (3) | 38.2% (13) | 44.1% (15) | 8.8% (3) | 34 |
| How will you know children have new learning gaps? | 11.8% (4) | 26.5% (9) | 47.1% (16) | 14.7% (5) | 34 |
| Is there a future where online learning can be an option? | 23.5% (8) | 35.3% (12) | 35.3% (12) | 5.9% (2) | 34 |
| Is there a future where small class sizes can be an option? | 36.4% (12) | 33.3% (11) | 21.2% (7) | 9.1% (3) | 33 |
| Will there be a staggered approach to homework? | 44.1% (15) | 29.4% (10) | 20.6% (7) | 5.9% (2) | 34 |
| Will there be a staggered approach to academic learning? | 20.6% (7) | 29.4% (10) | 41.2% (14) | 8.8% (3) | 34 |
| | | | | answered | 34 |
| | | | | skipped | 0 |

Other areas of concern around learning: (5)

| | | |
|---|--------------------------------------|---|
| 1 | 30/06/2020 09:17 AM ID: 144038897 | Again I don't think any of these options should be applied and as much as I am sure my daughter has got a little behind as she hasn't enjoyed home learning after the first few weeks but I have total faith in both the school and teachers and I am also sure that my child is not the only one. |
| 2 | 30/06/2020 09:37 AM ID: 144040628 | The only concern I have is that we have three children to go through learning with one going into year 3, year 1 and one going into reception. Even though we have been reading everyday and learning everyday my fear is if we have done enough? |
| 3 | 30/06/2020 11:11 AM ID: 144050583 | It has proven near impossible for us to teach our children from home. The government illegally forced schools to close and all children's education has been disrupted and damaged, not to mention severe psychological damage caused. We don't want pointless, futile 'online' teaching, we want a return to complete normality, and not the 'new normal' that the government and their media are desperate to implement to divide and fragment society. |
| 4 | 30/06/2020 20:38 PM ID: 144095682 | As a parent of a child with special needs learning can only go at the child's pace |
| 5 | 05/07/2020 11:44 AM ID: 144396618 | None |

Matrix Charts

| 3.1. How will children catch up on their learning gaps? | | | | | | Response Percent | Response Total | |
|---|--------------------------------------|------|-----------------|------|--------------------|------------------|----------------|----|
| 1 | No concern for me | | | | | 8.8% | 3 | |
| 2 | A little concern for me | | | | | 38.2% | 13 | |
| 3 | A significant concern for me | | | | | 44.1% | 15 | |
| 4 | I request this is an option explored | | | | | 8.8% | 3 | |
| Mean: | | 2.53 | Std. Deviation: | 0.78 | Satisfaction Rate: | 50.98 | answered | 34 |


| 3.1. How will children catch up on their learning gaps? | | | | | Response Percent | Response Total |
|---|-----------|-----|-------------|------|------------------|----------------|
| Analysis | Variance: | 0.6 | Std. Error: | 0.13 | | |





| 3.2. How will you know children have new learning gaps? | | | | | Response Percent | Response Total |
|---|--------------------------------------|------|-----------------|------|--------------------|----------------|
| 1 | No concern for me | | | | 11.8% | 4 |
| 2 | A little concern for me | | | | 26.5% | 9 |
| 3 | A significant concern for me | | | | 47.1% | 16 |
| 4 | I request this is an option explored | | | | 14.7% | 5 |
| Analysis | Mean: | 2.65 | Std. Deviation: | 0.87 | Satisfaction Rate: | 54.9 |
| | Variance: | 0.76 | Std. Error: | 0.15 | | |
| | | | | | answered | 34 |

| 3.3. Is there a future where online learning can be an option? | | | | | Response Percent | Response Total |
|--|--------------------------------------|------|-----------------|------|--------------------|----------------|
| 1 | No concern for me | | | | 23.5% | 8 |
| 2 | A little concern for me | | | | 35.3% | 12 |
| 3 | A significant concern for me | | | | 35.3% | 12 |
| 4 | I request this is an option explored | | | | 5.9% | 2 |
| Analysis | Mean: | 2.24 | Std. Deviation: | 0.88 | Satisfaction Rate: | 41.18 |
| | Variance: | 0.77 | Std. Error: | 0.15 | | |
| | | | | | answered | 34 |

| 3.4. Is there a future where small class sizes can be an option? | | | | | Response Percent | Response Total |
|--|--------------------------------------|------|-----------------|------|--------------------|----------------|
| 1 | No concern for me | | | | 36.4% | 12 |
| 2 | A little concern for me | | | | 33.3% | 11 |
| 3 | A significant concern for me | | | | 21.2% | 7 |
| 4 | I request this is an option explored | | | | 9.1% | 3 |
| Analysis | Mean: | 2.03 | Std. Deviation: | 0.97 | Satisfaction Rate: | 34.34 |
| | Variance: | 0.94 | Std. Error: | 0.17 | | |
| | | | | | answered | 33 |

| 3.5. Will there be a staggered approach to homework? | | | | | Response Percent | Response Total |
|--|------------------------------|--|--|--|------------------|----------------|
| 1 | No concern for me | | | | 44.1% | 15 |
| 2 | A little concern for me | | | | 29.4% | 10 |
| 3 | A significant concern for me | | | | 20.6% | 7 |

| 3.5. Will there be a staggered approach to homework? | | | | | | Response Percent | Response Total |
|--|--------------------------------------|------|---|------|--------------------|------------------|----------------|
| 4 | I request this is an option explored | |  | | | 5.9% | 2 |
| Analysis | Mean: | 1.88 | Std. Deviation: | 0.93 | Satisfaction Rate: | 29.41 | answered |
| | Variance: | 0.87 | Std. Error: | 0.16 | | | |

| 3.6. Will there be a staggered approach to academic learning? | | | | | | Response Percent | Response Total |
|---|--------------------------------------|------|---|------|--------------------|------------------|----------------|
| 1 | No concern for me | |  | | | 20.6% | 7 |
| 2 | A little concern for me | |  | | | 29.4% | 10 |
| 3 | A significant concern for me | |  | | | 41.2% | 14 |
| 4 | I request this is an option explored | |  | | | 8.8% | 3 |
| Analysis | Mean: | 2.38 | Std. Deviation: | 0.91 | Satisfaction Rate: | 46.08 | answered |
| | Variance: | 0.82 | Std. Error: | 0.16 | | | |

4. Mental Health: The impact of COVID-19; of Lockdown and our own life experiences during the last 3 months is different for every child, every family. This question aims to understand the specific impact of COVID-19 and Lockdown on you. This will help us begin to understand the impact of COVID-19 on our entire school community, not just our students. After all, you are the main adult in your young persons world, your mental health is also important to us. We know our health anxieties, separation anxieties and social anxieties have had to increase significantly to help us naturally comply with health guidance during Lockdown, but what is the impact of this and what does reducing levels of anxiety need to look like. Health anxiety refers to when we have a fear of becoming unwell. Social anxiety refers to when we have a fear of being around others. Separation anxiety refers to when we have a fear of being away from a loved one/loved ones. Low mood refers to a reduction in feeling hopeful, content, happy, positive.

| | never present | sometimes present | often present | always present | not sure | Response Total |
|---|---------------|-------------------|---------------|----------------|----------|----------------|
| I noticed my health anxieties pre COVID-19 to be: | 41.2% (14) | 41.2% (14) | 8.8% (3) | 2.9% (1) | 5.9% (2) | 34 |
| I notice my health anxieties now to be: | 23.5% (8) | 41.2% (14) | 17.6% (6) | 17.6% (6) | 0.0% (0) | 34 |
| I noticed my separation anxieties pre COVID-19 to be: | 55.9% (19) | 32.4% (11) | 8.8% (3) | 2.9% (1) | 0.0% (0) | 34 |
| I notice my separation anxieties now to be: | 41.2% (14) | 29.4% (10) | 17.6% (6) | 11.8% (4) | 0.0% (0) | 34 |
| I noticed my social anxieties pre COVID-19 to be: | 47.1% (16) | 44.1% (15) | 5.9% (2) | 2.9% (1) | 0.0% (0) | 34 |
| I notice my social anxieties now to be: | 32.4% (11) | 50.0% (17) | 2.9% (1) | 14.7% (5) | 0.0% (0) | 34 |
| I noticed my low mood pre COVID-19 to be: | 29.4% (10) | 64.7% (22) | 2.9% (1) | 2.9% (1) | 0.0% (0) | 34 |

4. Mental Health:The impact of COVID-19; of Lockdown and our own life experiences during the last 3 months is different for every child, every family.This question aims to understand the specific impact of COVID-19 and Lockdown on you.This will help us begin to understand the impact of COVID-19 on our entire school community, not just our students. After all, you are the main adult in your young persons world, your mental health is also important to us.We know our health anxieties, separation anxieties and social anxieties have had to increase significantly to help us naturally comply with health guidance during Lockdown, but what is the impact of this and what does reducing levels of anxiety need to look like.Health anxiety refers to when we have a fear of becoming unwellSocial anxiety refers to when we have a fear of being around othersSeparation anxiety refers to when we have a fear of being away from a loved one/loved onesLow mood refers to a reduction in feeling hopeful, content, happy, positive.

| | never present | sometimes present | often present | always present | not sure | Response Total |
|---------------------------------|---------------|-------------------|---------------|----------------|-------------|----------------|
| I notice my low mood now to be: | 23.5% (8) | 47.1% (16) | 23.5% (8) | 5.9% (2) | 0.0% (0) | 34 |
| | | | | | answered | 34 |
| | | | | | skipped | 0 |

Matrix Charts

| 4.1. I noticed my health anxieties pre COVID-19 to be: | | | | | | Response Percent | Response Total | |
|--|-------------------|------|-----------------|------|--------------------|------------------|----------------|----|
| 1 | never present | | | | | 41.2% | 14 | |
| 2 | sometimes present | | | | | 41.2% | 14 | |
| 3 | often present | | | | | 8.8% | 3 | |
| 4 | always present | | | | | 2.9% | 1 | |
| 5 | not sure | | | | | 5.9% | 2 | |
| Analysis | Mean: | 1.91 | Std. Deviation: | 1.07 | Satisfaction Rate: | 22.79 | answered | 34 |
| | Variance: | 1.14 | Std. Error: | 0.18 | | | | |

| 4.2. I notice my health anxieties now to be: | | | | | | Response Percent | Response Total | |
|--|-------------------|------|-----------------|------|--------------------|------------------|----------------|----|
| 1 | never present | | | | | 23.5% | 8 | |
| 2 | sometimes present | | | | | 41.2% | 14 | |
| 3 | often present | | | | | 17.6% | 6 | |
| 4 | always present | | | | | 17.6% | 6 | |
| 5 | not sure | | | | | 0.0% | 0 | |
| Analysis | Mean: | 2.29 | Std. Deviation: | 1.02 | Satisfaction Rate: | 32.35 | answered | 34 |
| | Variance: | 1.03 | Std. Error: | 0.17 | | | | |





| 4.3. I noticed my separation anxieties pre COVID-19 to be: | | | | | | Response Percent | Response Total |
|--|---------------|--|--|--|--|------------------|----------------|
| 1 | never present | | | | | 55.9% | 19 |





| 4.3. I noticed my separation anxieties pre COVID-19 to be: | | | | | | Response Percent | Response Total | |
|--|-------------------|------|-----------------|------|--------------------|------------------|----------------|----|
| 2 | sometimes present | | | | | 32.4% | 11 | |
| 3 | often present | | | | | 8.8% | 3 | |
| 4 | always present | | | | | 2.9% | 1 | |
| 5 | not sure | | | | | 0.0% | 0 | |
| Analysis | Mean: | 1.59 | Std. Deviation: | 0.77 | Satisfaction Rate: | 14.71 | answered | 34 |
| | Variance: | 0.6 | Std. Error: | 0.13 | | | | |

| 4.4. I notice my separation anxieties now to be: | | | | | | Response Percent | Response Total | |
|--|-------------------|------|-----------------|------|--------------------|------------------|----------------|----|
| 1 | never present | | | | | 41.2% | 14 | |
| 2 | sometimes present | | | | | 29.4% | 10 | |
| 3 | often present | | | | | 17.6% | 6 | |
| 4 | always present | | | | | 11.8% | 4 | |
| 5 | not sure | | | | | 0.0% | 0 | |
| Analysis | Mean: | 2 | Std. Deviation: | 1.03 | Satisfaction Rate: | 25 | answered | 34 |
| | Variance: | 1.06 | Std. Error: | 0.18 | | | | |

| 4.5. I noticed my social anxieties pre COVID-19 to be: | | | | | | Response Percent | Response Total | |
|--|-------------------|------|-----------------|------|--------------------|------------------|----------------|----|
| 1 | never present | | | | | 47.1% | 16 | |
| 2 | sometimes present | | | | | 44.1% | 15 | |
| 3 | often present | | | | | 5.9% | 2 | |
| 4 | always present | | | | | 2.9% | 1 | |
| 5 | not sure | | | | | 0.0% | 0 | |
| Analysis | Mean: | 1.65 | Std. Deviation: | 0.72 | Satisfaction Rate: | 16.18 | answered | 34 |
| | Variance: | 0.52 | Std. Error: | 0.12 | | | | |

| 4.6. I notice my social anxieties now to be: | | | | | | Response Percent | Response Total | |
|--|-------------------|------|-----------------|------|--------------------|------------------|----------------|----|
| 1 | never present | | | | | 32.4% | 11 | |
| 2 | sometimes present | | | | | 50.0% | 17 | |
| 3 | often present | | | | | 2.9% | 1 | |
| 4 | always present | | | | | 14.7% | 5 | |
| 5 | not sure | | | | | 0.0% | 0 | |
| Analysis | Mean: | 2 | Std. Deviation: | 0.97 | Satisfaction Rate: | 25 | answered | 34 |
| | Variance: | 0.94 | Std. Error: | 0.17 | | | | |

| 4.7. I noticed my low mood pre COVID-19 to be: | | | | | | Response Percent | Response Total |
|--|-------------------|---|-----------------|------|--------------------|------------------|----------------|
| 1 | never present |  | | | | 29.4% | 10 |
| 2 | sometimes present |  | | | | 64.7% | 22 |
| 3 | often present |  | | | | 2.9% | 1 |
| 4 | always present |  | | | | 2.9% | 1 |
| 5 | not sure | | | | | 0.0% | 0 |
| Analysis | Mean: | 1.79 | Std. Deviation: | 0.63 | Satisfaction Rate: | 19.85 | answered |
| | Variance: | 0.4 | Std. Error: | 0.11 | | | |

| 4.8. I notice my low mood now to be: | | | | | | Response Percent | Response Total |
|--------------------------------------|-------------------|---|-----------------|------|--------------------|------------------|----------------|
| 1 | never present |  | | | | 23.5% | 8 |
| 2 | sometimes present |  | | | | 47.1% | 16 |
| 3 | often present |  | | | | 23.5% | 8 |
| 4 | always present |  | | | | 5.9% | 2 |
| 5 | not sure | | | | | 0.0% | 0 |
| Analysis | Mean: | 2.12 | Std. Deviation: | 0.83 | Satisfaction Rate: | 27.94 | answered |
| | Variance: | 0.69 | Std. Error: | 0.14 | | | |

5. Helpful Services:We are wanting to make sure we provide information on different services that can at times help support individuals with experiences that affect their mental health. The following list of life experiences will help us begin to recognise what our families might need over the coming weeks. This information will help our Mental Health Support Teams know areas to focus on when bringing together the Mental Health Support in Schools Information Pack. These packs will be available in the Autumn on our website. Please be reassured, this questionnaire is 100% anonymous.

| | Yes I would like to know of helpful services for this | This is not relevant to me but I would like helpful services information for someone else | I do not require information on this but see it is important for this information to be available | Response Total |
|--|---|---|---|----------------|
| Financial hardship | 23.5% (8) | 8.8% (3) | 67.6% (23) | 34 |
| Housing problems | 11.8% (4) | 11.8% (4) | 76.5% (26) | 34 |
| Divorce/relationship breakdown | 11.8% (4) | 8.8% (3) | 79.4% (27) | 34 |
| Death of a loved one during Lockdown to COVID-19 | 0.0% (0) | 8.8% (3) | 91.2% (31) | 34 |
| Death of a loved one during Lockdown not related to COVID-19 | 0.0% (0) | 11.8% (4) | 88.2% (30) | 34 |

5. Helpful Services:We are wanting to make sure we provide information on different services that can at times help support individuals with experiences that affect their mental health. The following list of life experiences will help us begin to recognise what our families might need over the coming weeks. This information will help our Mental Health Support Teams know areas to focus on when bringing together the Mental Health Support in Schools Information Pack. These packs will be available in the Autumn on our website.Please be reassured, this questionnaire is 100% anonymous.

| | Yes I would like to know of helpful services for this | This is not relevant to me but I would like helpful services information for someone else | I do not require information on this but see it is important for this information to be available | Response Total |
|---|---|--|---|----------------|
| Traumatic life event | 8.8% (3) | 17.6% (6) | 73.5% (25) | 34 |
| Domestic abuse from a young person to a sibling | 2.9% (1) | 17.6% (6) | 79.4% (27) | 34 |
| Domestic abuse from a young person to a parent/carer | 2.9% (1) | 14.7% (5) | 82.4% (28) | 34 |
| Child abuse from a parent to a young person/child | 0.0% (0) | 15.2% (5) | 84.8% (28) | 33 |
| Domestic abuse from an adult to adult living together | 3.0% (1) | 12.1% (4) | 84.8% (28) | 33 |
| Mental health needs of someone I live with | 23.5% (8) | 14.7% (5) | 61.8% (21) | 34 |
| My own mental health needs | 23.5% (8) | 20.6% (7) | 55.9% (19) | 34 |
| Physical health needs of someone I live with | 9.1% (3) | 15.2% (5) | 75.8% (25) | 33 |
| My own physical health needs | 9.1% (3) | 18.2% (6) | 72.7% (24) | 33 |
| | | | answered | 34 |
| | | | skipped | 0 |
| I would like to know of helpful services for the following experiences: (2) | | | | |
| 1 | 30/06/2020 11:11 AM ID: 144050583 | A networking of the public who are fully aware of the dangerous, out of control, Big Pharma-led government and it's bought-out media, and how to resist them and protect our families and society. Also groups that display actual scientific data about the virus, which has affected less people worldwide than the seasonal flu and is equally dangerous to the very ill and elderly, like normal flu. Campaigns like this one: https://www.keepbritainfree.com/ | | |
| 2 | 05/07/2020 11:44 AM ID: 144396618 | Our younger foster child gets very angry and I would like some help to try to find out why he is so angry. Something in the past has happened and to date can't get it from him. To date have not been able to get help and since Covid lock down even harder. I am assured help will come after but he has been with us 2 years and couldn't get it before covid so watching this space. | | |


Matrix Charts




| 5.1. Financial hardship | | | | | | Response Percent | Response Total |
|-------------------------|---|------|-----------------|------|--------------------|------------------|----------------|
| 1 | Yes I would like to know of helpful services for this | | | | | 23.5% | 8 |
| 2 | This is not relevant to me but I would like helpful services information for someone else | | | | | 8.8% | 3 |
| 3 | I do not require information on this but see it is important for this information to be available | | | | | 67.6% | 23 |
| Analysis | Mean: | 2.44 | Std. Deviation: | 0.85 | Satisfaction Rate: | 72.06 | answered |
| | Variance: | 0.72 | Std. Error: | 0.15 | | | |



| 5.2. Housing problems | | | | | | Response Percent | Response Total |
|-----------------------|---|------|-----------------|------|--------------------|------------------|----------------|
| 1 | Yes I would like to know of helpful services for this | | | | | 11.8% | 4 |
| 2 | This is not relevant to me but I would like helpful services information for someone else | | | | | 11.8% | 4 |
| 3 | I do not require information on this but see it is important for this information to be available | | | | | 76.5% | 26 |
| Analysis | Mean: | 2.65 | Std. Deviation: | 0.68 | Satisfaction Rate: | 82.35 | answered |
| | Variance: | 0.46 | Std. Error: | 0.12 | | | |




| 5.3. Divorce/relationship breakdown | | | | | | Response Percent | Response Total |
|-------------------------------------|---|------|-----------------|------|--------------------|------------------|----------------|
| 1 | Yes I would like to know of helpful services for this | | | | | 11.8% | 4 |
| 2 | This is not relevant to me but I would like helpful services information for someone else | | | | | 8.8% | 3 |
| 3 | I do not require information on this but see it is important for this information to be available | | | | | 79.4% | 27 |
| Analysis | Mean: | 2.68 | Std. Deviation: | 0.67 | Satisfaction Rate: | 83.82 | answered |
| | Variance: | 0.45 | Std. Error: | 0.12 | | | |




| 5.4. Death of a loved one during Lockdown to COVID-19 | | | | | | Response Percent | Response Total |
|---|---|--|--|--|--|------------------|----------------|
| 1 | Yes I would like to know of helpful services for this | | | | | 0.0% | 0 |
| 2 | This is not relevant to me but I would like helpful services information for someone else | | | | | 8.8% | 3 |



| 5.4. Death of a loved one during Lockdown to COVID-19 | | | | | | Response Percent | Response Total |
|---|---|--|-----------------|------|--------------------|------------------|----------------|
| 3 | I do not require information on this but see it is important for this information to be available |  | | | | 91.2% | 31 |
| Analysis | Mean: | 2.91 | Std. Deviation: | 0.28 | Satisfaction Rate: | 95.59 | answered |
| | Variance: | 0.08 | Std. Error: | 0.05 | | | |




| 5.5. Death of a loved one during Lockdown not related to COVID-19 | | | | | | Response Percent | Response Total |
|---|---|--|-----------------|------|--------------------|------------------|----------------|
| 1 | Yes I would like to know of helpful services for this |  | | | | 0.0% | 0 |
| 2 | This is not relevant to me but I would like helpful services information for someone else |  | | | | 11.8% | 4 |
| 3 | I do not require information on this but see it is important for this information to be available |  | | | | 88.2% | 30 |
| Analysis | Mean: | 2.88 | Std. Deviation: | 0.32 | Satisfaction Rate: | 94.12 | answered |
| | Variance: | 0.1 | Std. Error: | 0.06 | | | |



| 5.6. Traumatic life event | | | | | | Response Percent | Response Total |
|---------------------------|---|---|-----------------|------|--------------------|------------------|----------------|
| 1 | Yes I would like to know of helpful services for this |  | | | | 8.8% | 3 |
| 2 | This is not relevant to me but I would like helpful services information for someone else |  | | | | 17.6% | 6 |
| 3 | I do not require information on this but see it is important for this information to be available |  | | | | 73.5% | 25 |
| Analysis | Mean: | 2.65 | Std. Deviation: | 0.64 | Satisfaction Rate: | 82.35 | answered |
| | Variance: | 0.4 | Std. Error: | 0.11 | | | |

| 5.7. Domestic abuse from a young person to a sibling | | | | | | Response Percent | Response Total |
|--|---|---|-----------------|------|--------------------|------------------|----------------|
| 1 | Yes I would like to know of helpful services for this |  | | | | 2.9% | 1 |
| 2 | This is not relevant to me but I would like helpful services information for someone else |  | | | | 17.6% | 6 |
| 3 | I do not require information on this but see it is important for this information to be available |  | | | | 79.4% | 27 |
| Analysis | Mean: | 2.76 | Std. Deviation: | 0.49 | Satisfaction Rate: | 88.24 | answered |
| | Variance: | 0.24 | Std. Error: | 0.08 | | | |

| 5.8. Domestic abuse from a young person to a parent/carer | | | | | | Response Percent | Response Total |
|---|---|--|-----------------|------|--------------------|------------------|----------------|
| 1 | Yes I would like to know of helpful services for this |  | | | | 2.9% | 1 |
| 2 | This is not relevant to me but I would like helpful services information for someone else |  | | | | 14.7% | 5 |
| 3 | I do not require information on this but see it is important for this information to be available |  | | | | 82.4% | 28 |
| Analysis | Mean: | 2.79 | Std. Deviation: | 0.47 | Satisfaction Rate: | 89.71 | answered |
| | Variance: | 0.22 | Std. Error: | 0.08 | | | |

| 5.9. Child abuse from a parent to a young person/child | | | | | | Response Percent | Response Total |
|--|---|---|-----------------|------|--------------------|------------------|----------------|
| 1 | Yes I would like to know of helpful services for this | | | | | 0.0% | 0 |
| 2 | This is not relevant to me but I would like helpful services information for someone else |  | | | | 15.2% | 5 |
| 3 | I do not require information on this but see it is important for this information to be available |  | | | | 84.8% | 28 |
| Analysis | Mean: | 2.85 | Std. Deviation: | 0.36 | Satisfaction Rate: | 92.42 | answered |
| | Variance: | 0.13 | Std. Error: | 0.06 | | | |

| 5.10. Domestic abuse from an adult to adult living together | | | | | | Response Percent | Response Total |
|---|---|--|-----------------|------|--------------------|------------------|----------------|
| 1 | Yes I would like to know of helpful services for this |  | | | | 3.0% | 1 |
| 2 | This is not relevant to me but I would like helpful services information for someone else |  | | | | 12.1% | 4 |
| 3 | I do not require information on this but see it is important for this information to be available |  | | | | 84.8% | 28 |
| Analysis | Mean: | 2.82 | Std. Deviation: | 0.46 | Satisfaction Rate: | 90.91 | answered |
| | Variance: | 0.21 | Std. Error: | 0.08 | | | |

| 5.11. Mental health needs of someone I live with | | | | | | Response Percent | Response Total |
|--|---|---|--|--|--|------------------|----------------|
| 1 | Yes I would like to know of helpful services for this |  | | | | 23.5% | 8 |
| 2 | This is not relevant to me but I would like helpful services information for someone else |  | | | | 14.7% | 5 |

| 5.11. Mental health needs of someone I live with | | | | | | Response Percent | Response Total |
|--|---|------|-----------------|------|--------------------|------------------|----------------|
| 3 | I do not require information on this but see it is important for this information to be available | | | | | 61.8% | 21 |
| Analysis | Mean: | 2.38 | Std. Deviation: | 0.84 | Satisfaction Rate: | 69.12 | answered |
| | Variance: | 0.71 | Std. Error: | 0.14 | | | |

| 5.12. My own mental health needs | | | | | | Response Percent | Response Total |
|----------------------------------|---|------|-----------------|------|--------------------|------------------|----------------|
| 1 | Yes I would like to know of helpful services for this | | | | | 23.5% | 8 |
| 2 | This is not relevant to me but I would like helpful services information for someone else | | | | | 20.6% | 7 |
| 3 | I do not require information on this but see it is important for this information to be available | | | | | 55.9% | 19 |
| Analysis | Mean: | 2.32 | Std. Deviation: | 0.83 | Satisfaction Rate: | 66.18 | answered |
| | Variance: | 0.69 | Std. Error: | 0.14 | | | |

| 5.13. Physical health needs of someone I live with | | | | | | Response Percent | Response Total |
|--|---|------|-----------------|------|--------------------|------------------|----------------|
| 1 | Yes I would like to know of helpful services for this | | | | | 9.1% | 3 |
| 2 | This is not relevant to me but I would like helpful services information for someone else | | | | | 15.2% | 5 |
| 3 | I do not require information on this but see it is important for this information to be available | | | | | 75.8% | 25 |
| Analysis | Mean: | 2.67 | Std. Deviation: | 0.64 | Satisfaction Rate: | 83.33 | answered |
| | Variance: | 0.4 | Std. Error: | 0.11 | | | |

| 5.14. My own physical health needs | | | | | | Response Percent | Response Total |
|------------------------------------|---|------|-----------------|------|--------------------|------------------|----------------|
| 1 | Yes I would like to know of helpful services for this | | | | | 9.1% | 3 |
| 2 | This is not relevant to me but I would like helpful services information for someone else | | | | | 18.2% | 6 |
| 3 | I do not require information on this but see it is important for this information to be available | | | | | 72.7% | 24 |
| Analysis | Mean: | 2.64 | Std. Deviation: | 0.64 | Satisfaction Rate: | 81.82 | answered |
| | Variance: | 0.41 | Std. Error: | 0.11 | | | |

6. Your child: We are keen to know your experience and observations of your child during Lockdown. This will begin to help us recognise the negative and positive impact of Lockdown for our pupils. This could be helpful in our review of teaching during our transition phase as well as being helpful in mapping the functional, social and emotional needs of our pupils as they return.

| | yes | no | Response Total |
|---|---------------|---------------|----------------|
| Has loved online learning and thrived with this | 32.4% (11) | 67.6% (23) | 34 |
| Has thrived not being at school | 21.9% (7) | 78.1% (25) | 32 |
| Has really missed school | 88.2% (30) | 11.8% (4) | 34 |
| Is laid back about returning to school | 70.6% (24) | 29.4% (10) | 34 |
| Is concerned about returning to school | 26.5% (9) | 73.5% (25) | 34 |
| Is distressed about returning to school | 8.8% (3) | 91.2% (31) | 34 |
| | | answered | 34 |
| | | skipped | 0 |



Other positive/negative observations you would like to share with us: (7)



| | | |
|---|--------------------------------------|--|
| 1 | 30/06/2020 08:58 AM ID: 144037518 | Has enjoyed being at home and doing home learning but is very keen to get back to school in her setting with friends and teachers. |
| 2 | 30/06/2020 09:04 AM ID: 144037952 | Hard to tell as some very good days with learning and other days just wasn't into it at all. Hopefully done enough to keep on track. |
| 3 | 30/06/2020 10:06 AM ID: 144043138 | My child wanted more screen time and less social time over the weeks we were off school. He became quite lazy and emotional too. It became an effort to get him involved or wanting to do much. |
| 4 | 30/06/2020 11:11 AM ID: 144050583 | The children have missed their friends and school staff immensely. Their only worry is that when they return they will not be able to play normally with their friends, sit together and have personal contact with the staff, as is their human right, and completely illegal and immoral of the State to steal from them, especially on a false pretext of a virus that is very nearly extinguished and was never a threat to children or of being passed from children to adults. |
| 5 | 30/06/2020 15:03 PM ID: 144072773 | Relationship with younger sister improved due to time at home. Showing signs of wanting to learn, asking questions, practising writing etc. |
| 6 | 02/07/2020 09:55 AM ID: 144186342 | Good home work sent home. Teachers kept in touch and spoke with my child. The school have been absolutely amazing with the plans in place for him to return to school. |
| 7 | 05/07/2020 11:44 AM ID: 144396618 | Has been to school for the last few weeks as a vulnerable child and needs the stability of school. |



Matrix Charts



| 6.1. Has loved online learning and thrived with this | | | | | | Response Percent | Response Total | |
|--|-----|------|-----------------|------|--------------------|------------------|----------------|----|
| 1 | yes | | | | | 32.4% | 11 | |
| 2 | no | | | | | 67.6% | 23 | |
| Mean: | | 1.68 | Std. Deviation: | 0.47 | Satisfaction Rate: | 67.65 | answered | 34 |



| 6.1. Has loved online learning and thrived with this | | | | | Response Percent | Response Total |
|--|-----------|------|-------------|------|------------------|----------------|
| Analysis | Variance: | 0.22 | Std. Error: | 0.08 | | |

| 6.2. Has thrived not being at school | | | | | Response Percent | Response Total |
|--------------------------------------|-----------|------|---|------|--------------------|----------------|
| 1 | yes | |  | | 21.9% | 7 |
| 2 | no | |  | | 78.1% | 25 |
| Analysis | Mean: | 1.78 | Std. Deviation: | 0.41 | Satisfaction Rate: | 78.12 |
| | Variance: | 0.17 | Std. Error: | 0.07 | | |
| | | | | | answered | 32 |

| 6.3. Has really missed school | | | | | Response Percent | Response Total |
|-------------------------------|-----------|------|--|------|--------------------|----------------|
| 1 | yes | |  | | 88.2% | 30 |
| 2 | no | |  | | 11.8% | 4 |
| Analysis | Mean: | 1.12 | Std. Deviation: | 0.32 | Satisfaction Rate: | 11.76 |
| | Variance: | 0.1 | Std. Error: | 0.06 | | |
| | | | | | answered | 34 |

| 6.4. Is laid back about returning to school | | | | | Response Percent | Response Total |
|---|-----------|------|---|------|--------------------|----------------|
| 1 | yes | |  | | 70.6% | 24 |
| 2 | no | |  | | 29.4% | 10 |
| Analysis | Mean: | 1.29 | Std. Deviation: | 0.46 | Satisfaction Rate: | 29.41 |
| | Variance: | 0.21 | Std. Error: | 0.08 | | |
| | | | | | answered | 34 |

| 6.5. Is concerned about returning to school | | | | | Response Percent | Response Total |
|---|-----------|------|---|------|--------------------|----------------|
| 1 | yes | |  | | 26.5% | 9 |
| 2 | no | |  | | 73.5% | 25 |
| Analysis | Mean: | 1.74 | Std. Deviation: | 0.44 | Satisfaction Rate: | 73.53 |
| | Variance: | 0.19 | Std. Error: | 0.08 | | |
| | | | | | answered | 34 |

| 6.6. Is distressed about returning to school | | | | | Response Percent | Response Total |
|--|-----------|------|--|------|--------------------|----------------|
| 1 | yes | |  | | 8.8% | 3 |
| 2 | no | |  | | 91.2% | 31 |
| Analysis | Mean: | 1.91 | Std. Deviation: | 0.28 | Satisfaction Rate: | 91.18 |
| | Variance: | 0.08 | Std. Error: | 0.05 | | |
| | | | | | answered | 34 |

7. Your child (continued).

| | significantly worsened | slightly worsened | stayed the same | has slightly improved | has significantly improved | I don't know | Response Total |
|-------------------------------|------------------------|-------------------|-----------------|-----------------------|----------------------------|--------------|----------------|
| How is their daily routine? | 8.8% (3) | 38.2% (13) | 50.0% (17) | 2.9% (1) | 0.0% (0) | 0.0% (0) | 34 |
| How is their sleep? | 8.8% (3) | 41.2% (14) | 44.1% (15) | 2.9% (1) | 0.0% (0) | 2.9% (1) | 34 |
| How is their mental health? | 5.9% (2) | 35.3% (12) | 44.1% (15) | 5.9% (2) | 2.9% (1) | 5.9% (2) | 34 |
| How is their physical health? | 2.9% (1) | 14.7% (5) | 70.6% (24) | 5.9% (2) | 5.9% (2) | 0.0% (0) | 34 |
| | | | | | | answered | 34 |
| | | | | | | skipped | 0 |

Other positive/negative observations you would like to share with us: (7)

| | | |
|---|--------------------------------------|--|
| 1 | 30/06/2020 08:58 AM ID: 144037518 | I have noticed more difficult behaviour days, probably due to be home all day every day and not being in her own routine with school but I'm hoping this changes when back at school in September |
| 2 | 30/06/2020 09:03 AM ID: 144037831 | Hard to answer, as most questions are dependant, and not really a yes/no answer. |
| 3 | 30/06/2020 11:11 AM ID: 144050583 | They are worried everytime they see someone in a mask (which are pointless and damaging to people respiratory systems), or someone recoils from them in a supermarket (after being triggered to fear their fellow human, even children), or they see these sinister 2m apart signs plastered all over the place. We strongly hope they won't be subjected to this in school as well. |
| 4 | 30/06/2020 15:03 PM ID: 144072773 | Learned to ride a bike, likes exploring new places. Can walk for longer periods. |
| 5 | 02/07/2020 09:31 AM ID: 144183700 | Mental health has approved in some ways and slightly worsened in other ways |
| 6 | 02/07/2020 09:55 AM ID: 144186342 | Appears happier now he is back in school especially been put in a class with his friends as he started to miss them |
| 7 | 05/07/2020 11:44 AM ID: 144396618 | Goes through good and bad patches. |

Matrix Charts

| 7.1. How is their daily routine? | | | | | | Response Percent | Response Total | |
|----------------------------------|----------------------------|------|-----------------|------|--------------------|------------------|----------------|----|
| 1 | significantly worsened | | | | | 8.8% | 3 | |
| 2 | slightly worsened | | | | | 38.2% | 13 | |
| 3 | stayed the same | | | | | 50.0% | 17 | |
| 4 | has slightly improved | | | | | 2.9% | 1 | |
| 5 | has significantly improved | | | | | 0.0% | 0 | |
| 6 | I don't know | | | | | 0.0% | 0 | |
| Analysis | Mean: | 2.47 | Std. Deviation: | 0.7 | Satisfaction Rate: | 29.41 | answered | 34 |
| | Variance: | 0.48 | Std. Error: | 0.12 | | | | |

| 7.2. How is their sleep? | | | | | | Response Percent | Response Total | |
|--------------------------|----------------------------|------|-----------------|------|--------------------|------------------|----------------|----|
| 1 | significantly worsened | | | | | 8.8% | 3 | |
| 2 | slightly worsened | | | | | 41.2% | 14 | |
| 3 | stayed the same | | | | | 44.1% | 15 | |
| 4 | has slightly improved | | | | | 2.9% | 1 | |
| 5 | has significantly improved | | | | | 0.0% | 0 | |
| 6 | I don't know | | | | | 2.9% | 1 | |
| Analysis | Mean: | 2.53 | Std. Deviation: | 0.92 | Satisfaction Rate: | 30.59 | answered | 34 |
| | Variance: | 0.84 | Std. Error: | 0.16 | | | | |

| 7.3. How is their mental health? | | | | | | Response Percent | Response Total | |
|----------------------------------|----------------------------|------|-----------------|------|--------------------|------------------|----------------|----|
| 1 | significantly worsened | | | | | 5.9% | 2 | |
| 2 | slightly worsened | | | | | 35.3% | 12 | |
| 3 | stayed the same | | | | | 44.1% | 15 | |
| 4 | has slightly improved | | | | | 5.9% | 2 | |
| 5 | has significantly improved | | | | | 2.9% | 1 | |
| 6 | I don't know | | | | | 5.9% | 2 | |
| Analysis | Mean: | 2.82 | Std. Deviation: | 1.12 | Satisfaction Rate: | 36.47 | answered | 34 |
| | Variance: | 1.26 | Std. Error: | 0.19 | | | | |

| 7.4. How is their physical health? | | | | | | Response Percent | Response Total | |
|------------------------------------|----------------------------|------|-----------------|------|--------------------|------------------|----------------|----|
| 1 | significantly worsened | | | | | 2.9% | 1 | |
| 2 | slightly worsened | | | | | 14.7% | 5 | |
| 3 | stayed the same | | | | | 70.6% | 24 | |
| 4 | has slightly improved | | | | | 5.9% | 2 | |
| 5 | has significantly improved | | | | | 5.9% | 2 | |
| 6 | I don't know | | | | | 0.0% | 0 | |
| Analysis | Mean: | 2.97 | Std. Deviation: | 0.75 | Satisfaction Rate: | 39.41 | answered | 34 |
| | Variance: | 0.56 | Std. Error: | 0.13 | | | | |

8. Keeping in Touch: Thinking about keeping in touch with our pupils, parents and carers through the transition back into classroom learning, we welcome your ideas that could help us map out the next few weeks and months ahead. (When we refer to FaceTime options this would be considered with safe platform, adjusted background scene and pupil in school uniform)

| | Yes | No | Don't know | Response Total |
|--|---------------|--------------|---------------|----------------|
| Tutor FaceTime hello | 69.7% (23) | 9.1% (3) | 21.2% (7) | 33 |
| Webinar Assemblies | 42.4% (14) | 6.1% (2) | 51.5% (17) | 33 |
| Subject specific FaceTime reviews | 51.5% (17) | 9.1% (3) | 39.4% (13) | 33 |
| Webinar Lessons | 42.4% (14) | 15.2% (5) | 42.4% (14) | 33 |
| Small class FaceTime learning | 63.6% (21) | 12.1% (4) | 24.2% (8) | 33 |
| Weekly Podcast updates of transition plans for Pupils | 57.6% (19) | 9.1% (3) | 33.3% (11) | 33 |
| Weekly Podcast updates of transition plans for Parents | 60.6% (20) | 6.1% (2) | 33.3% (11) | 33 |
| Fortnightly focused Webinars for detailed transition plans for Pupils | 45.5% (15) | 3.0% (1) | 51.5% (17) | 33 |
| Fortnightly focused Webinars for detailed transition plans for Parents | 54.5% (18) | 6.1% (2) | 39.4% (13) | 33 |
| | | | answered | 33 |
| | | | skipped | 1 |




Other keeping in touch ideas you may have: (4)




| | | |
|---|--------------------------------------|--|
| 1 | 30/06/2020 08:58 AM ID: 144037518 | I do think keeping in touch is a huge positive, I know myself and my daughter would like to know what will happen when she returns in September but also about her new class etc and any information we would need to know. She enjoyed having daily stories read by teachers that kept her still in the school loop but since schools have reopened this obviously has stopped but I do think she's missing contact with her teachers |
| 2 | 30/06/2020 11:11 AM ID: 144050583 | Seeing people in person, hugging and shaking hands. The virus is nearly completely gone and affected 0.2 % of the population at it's peak, and not children. These are facts. The government were never 'guided by the science'. This is the power of propaganda and the general public, including schools, succumbed to it in a shockingly obedient manner. |
| 3 | 30/06/2020 20:38 PM ID: 144095682 | Very hard to answer these questions as my child has special needs |
| 4 | 05/07/2020 11:44 AM ID: 144396618 | Not sure if you mean prior to summer hols. or during |




Matrix Charts




| 8.1. Tutor FaceTime hello | | | Response Percent | Response Total |
|---------------------------|------------|--|------------------|----------------|
| 1 | Yes | | 69.7% | 23 |
| 2 | No | | 9.1% | 3 |
| 3 | Don't know | | 21.2% | 7 |


| 8.1. Tutor FaceTime hello | | | | | | Response Percent | Response Total | |
|---------------------------|-----------|------|-----------------|------|--------------------|------------------|----------------|----|
| Analysis | Mean: | 1.52 | Std. Deviation: | 0.82 | Satisfaction Rate: | 25.76 | answered | 33 |
| | Variance: | 0.67 | Std. Error: | 0.14 | | | | |



| 8.2. Webinar Assemblies | | | | | | Response Percent | Response Total | |
|-------------------------|------------|---|-----------------|------|--------------------|------------------|----------------|----|
| 1 | Yes |  | | | | 42.4% | 14 | |
| 2 | No |  | | | | 6.1% | 2 | |
| 3 | Don't know |  | | | | 51.5% | 17 | |
| Analysis | Mean: | 2.09 | Std. Deviation: | 0.96 | Satisfaction Rate: | 54.55 | answered | 33 |
| | Variance: | 0.93 | Std. Error: | 0.17 | | | | |




| 8.3. Subject specific FaceTime reviews | | | | | | Response Percent | Response Total | |
|--|------------|--|-----------------|------|--------------------|------------------|----------------|----|
| 1 | Yes |  | | | | 51.5% | 17 | |
| 2 | No |  | | | | 9.1% | 3 | |
| 3 | Don't know |  | | | | 39.4% | 13 | |
| Analysis | Mean: | 1.88 | Std. Deviation: | 0.95 | Satisfaction Rate: | 43.94 | answered | 33 |
| | Variance: | 0.89 | Std. Error: | 0.16 | | | | |




| 8.4. Webinar Lessons | | | | | | Response Percent | Response Total | |
|----------------------|------------|---|-----------------|------|--------------------|------------------|----------------|----|
| 1 | Yes |  | | | | 42.4% | 14 | |
| 2 | No |  | | | | 15.2% | 5 | |
| 3 | Don't know |  | | | | 42.4% | 14 | |
| Analysis | Mean: | 2 | Std. Deviation: | 0.92 | Satisfaction Rate: | 50 | answered | 33 |
| | Variance: | 0.85 | Std. Error: | 0.16 | | | | |




| 8.5. Small class FaceTime learning | | | | | | Response Percent | Response Total | |
|------------------------------------|------------|---|-----------------|------|--------------------|------------------|----------------|----|
| 1 | Yes |  | | | | 63.6% | 21 | |
| 2 | No |  | | | | 12.1% | 4 | |
| 3 | Don't know |  | | | | 24.2% | 8 | |
| Analysis | Mean: | 1.61 | Std. Deviation: | 0.85 | Satisfaction Rate: | 30.3 | answered | 33 |
| | Variance: | 0.72 | Std. Error: | 0.15 | | | | |

| 8.6. Weekly Podcast updates of transition plans for Pupils | | | | | | Response Percent | Response Total |
|--|-----|---|--|--|--|------------------|----------------|
| 1 | Yes |  | | | | 57.6% | 19 |

| 8.6. Weekly Podcast updates of transition plans for Pupils | | | | | | Response Percent | Response Total | |
|--|------------|---|-----------------|------|--------------------|------------------|----------------|----|
| 2 | No |  | | | | 9.1% | 3 | |
| 3 | Don't know |  | | | | 33.3% | 11 | |
| Analysis | Mean: | 1.76 | Std. Deviation: | 0.92 | Satisfaction Rate: | 37.88 | answered | 33 |
| | Variance: | 0.85 | Std. Error: | 0.16 | | | | |

| 8.7. Weekly Podcast updates of transition plans for Parents | | | | | | Response Percent | Response Total | |
|---|------------|---|-----------------|------|--------------------|------------------|----------------|----|
| 1 | Yes |  | | | | 60.6% | 20 | |
| 2 | No |  | | | | 6.1% | 2 | |
| 3 | Don't know |  | | | | 33.3% | 11 | |
| Analysis | Mean: | 1.73 | Std. Deviation: | 0.93 | Satisfaction Rate: | 36.36 | answered | 33 |
| | Variance: | 0.87 | Std. Error: | 0.16 | | | | |

| 8.8. Fortnightly focused Webinars for detailed transition plans for Pupils | | | | | | Response Percent | Response Total | |
|--|------------|---|-----------------|------|--------------------|------------------|----------------|----|
| 1 | Yes |  | | | | 45.5% | 15 | |
| 2 | No |  | | | | 3.0% | 1 | |
| 3 | Don't know |  | | | | 51.5% | 17 | |
| Analysis | Mean: | 2.06 | Std. Deviation: | 0.98 | Satisfaction Rate: | 53.03 | answered | 33 |
| | Variance: | 0.97 | Std. Error: | 0.17 | | | | |

| 8.9. Fortnightly focused Webinars for detailed transition plans for Parents | | | | | | Response Percent | Response Total | |
|---|------------|---|-----------------|------|--------------------|------------------|----------------|----|
| 1 | Yes |  | | | | 54.5% | 18 | |
| 2 | No |  | | | | 6.1% | 2 | |
| 3 | Don't know |  | | | | 39.4% | 13 | |
| Analysis | Mean: | 1.85 | Std. Deviation: | 0.96 | Satisfaction Rate: | 42.42 | answered | 33 |
| | Variance: | 0.92 | Std. Error: | 0.17 | | | | |

9. This is your opportunity to share your appreciation, thoughts, experiences on how our schools staff team has positively taken the children and their families through Lockdown learning.

| | | | Response Percent | Response Total |
|---|--------------------------------------|---|------------------|----------------|
| 1 | Open-Ended Question | | 100.00% | 12 |
| 1 | 30/06/2020 08:58 AM ID: 144037518 | Overall I think the school and teachers have been absolutely amazing! Couldn't fault them. | | |
| 2 | 30/06/2020 09:04 AM ID: 144037952 | I have found the work sent home every week helpful to follow and do. Some times we would have wett down as sometimes couldn't get head around things but once had a break and went back to it we got it and then moved on. Great support if | | |

9. This is your opportunity to share your appreciation, thoughts, experiences on how our schools staff team has positively taken the children and their families through Lockdown learning.

| | | | Response Percent | Response Total |
|----|--------------------------------------|--|---------------------|-------------------|
| | | needed (needed a couple of times for one currently in reception) but always knew that could ask if needed. | | |
| 3 | 30/06/2020 09:17 AM ID: 144038897 | Our school has been amazing as always and we look forward to returning as normal in September. The teachers have gone above and beyond to work through bank holidays and half terms to allow other key workers to continue to work as well. | | |
| 4 | 30/06/2020 09:31 AM ID: 144040031 | My child has just returned to school after having the majority of lockdown off school. In those 13 weeks, as a family we struggled to cope with homeschooling. My child's lack of attention and my inability to stay calm. When my partner was told he was due back to work after being furloughed I was very stressed with what I could do with my child. I gave the school an email asking if it was possible for my child to come back until the school holidays as I was a key worker. They were so accommodating and very helpful. Gave me all the information I needed which gave me and my daughter the relief we needed. | | |
| 5 | 30/06/2020 09:34 AM ID: 144040381 | Watcombe school have done their best for all my children. | | |
| 6 | 30/06/2020 10:06 AM ID: 144043138 | Watcombe have been brilliant throughout. The effort to keep in touch with parents and retain some normality through Newsletters etc has been brilliant. We have had videos from Mr Morris and all the staff and contact via the telephone from the class teacher who spent time talking to us without being rushed. The work coming through is good even if it is a little difficult to get my child to be enthused enough to do it. Thank you to all of you for your efforts. | | |
| 7 | 30/06/2020 11:11 AM ID: 144050583 | <p>There has been nothing positive about this. At least another school where our other child 'attends' had daily zoom lessons (though this is far from adequate either). There is a substantial legal case against the government for implementing their illegal lockdown, of which they illegally forced schools to close as well:</p> <p>https://www.crowdjustice.com/case/lockdownlegalchallenge/</p> <p>They have made considerable gain already, including this most relevant admittance:</p> <p>Late on Friday afternoon, 3 minutes before their deadline expired, the Govt filed with us their defence against our claim. All 58 pages of it.</p> <p>We will publish the whole thing on the site shortly, but the main story is that we have finally exposed that the whole schools shutdown was a lie. The Govt have admitted that they had no legal basis to close schools, and that they simply 'recommended it'.</p> <p>This was something we suspected all along. The Govt says it is nonsensical for us to say that schools were closed because they remained open for key workers and there had only been a 'request' that schools should shut their doors to other pupils, yet the PM announced on March 18th that ""schools will remain closed until further notice""</p> <p>This is really quite an extraordinary lie, and one which never would have come out if we hadn't started this Judicial Review.</p> | | |
| 8 | 30/06/2020 11:55 AM ID: 144055458 | I believe that the school has done a fantastic job during this difficult time. | | |
| 9 | 30/06/2020 15:03 PM ID: 144072773 | Staff in the nursery have been great. We've enjoyed the creative home learning activities suggested. I appreciate the two phone calls I've received to check in. Video storytelling and the video messaging on Facebook has helped my daughter feel connected to the teaching team. | | |
| 10 | 02/07/2020 09:07 AM ID: 144181266 | I think as a school you have done a brilliant job keeping everyone informed with guidelines, home learning and the general situation. The calls home from the teachers were more than appreciated, providing email addresses to teachers to | | |

9. This is your opportunity to share your appreciation, thoughts, experiences on how our schools staff team has positively taken the children and their families through Lockdown learning.

| | | | Response Percent | Response Total |
|----|--------------------------------------|--|------------------|----------------|
| | | answer any queries was a great resource. Thankyou for your hard work and dedication through this pandemic. | | |
| 11 | 02/07/2020 09:55 AM ID: 144186342 | Watcombe primary have been fantastic throughout lock down. The school offered child care for key workers which both of us are, but we were able to arrange our shifts so Ethan was able to stay at home. Knowing the option was available if needed was helpful. Ethan's year 1 teachers sent daily work including online sites that kept him focused and interested. The staggered return to school has worked really well and Ethan seems very happy in himself. | | |
| 12 | 05/07/2020 11:44 AM ID: 144396618 | Watcombe is a great school and the staff all know him and help as best as they can | | |
| | | | answered | 12 |
| | | | skipped | 22 |

10. Thank you for taking the time to share your views, thoughts, ideas and experiences. We will be taking the detail of this survey to influence this school and their Mental Health Support Team how we continue to move together through these Lockdown days and beyond. We very much look forward to our school being busy with teaching and learning again. Stay positive and stay alert. We welcome any other comments:

| | | | Response Percent | Response Total |
|---|--------------------------------------|--|------------------|----------------|
| 1 | Open-Ended Question | | 100.00% | 3 |
| 1 | 30/06/2020 10:06 AM ID: 144043138 | Keeping parents as up to date as possible in all aspects would be useful. I also have a child starting in reception in September and would welcome more information surrounding to this transition. | | |
| 2 | 30/06/2020 11:11 AM ID: 144050583 | We will stay alert against the government and their draconian measures to fragment and control society. Bill Gates is responsible from the top, he paid the BBC £18 million to use them as a platform for his mass vaccination program, which if implemented will make him trillions. The Guardian have also been paid millions by him to keep up the vaccination program propaganda, as well as Imperial College (the biggest donor being Gates) and the UK government. Gates even said recently that it would be really unfortunate if the virus dies out before a vaccine is made. This shows exactly how much of a 'saviour' to humanity he is. He's been banned from India (until 2017 when fascist prime minister Modi allowed him back) for paralysing 450,000 Indian children with his vaccine, and has also murdered thousands of Africans with his Eugenicist vaccine programs. Please don't fall for all of this: the bottom line is, children are safe from the rapidly disappearing vaccine, they can't pass it to adults, and social distancing and masks are ineffective and psychologically damaging to children and society on a whole. The lockdown has killed far more people than the virus and will continue to do so. And don't listen to all the fear-mongering of a second wave, it's not scientifically feasible. The data and information is easy to find once you forego all the bought-out propaganda behind the mainstream media and government lies. | | |
| 3 | 05/07/2020 11:44 AM ID: 144396618 | Any help to find out what happened in the past or if it's something else making him angry would be a great help | | |
| | | | answered | 3 |
| | | | skipped | 31 |